



**TAKE YOUR
BUSINESS GLOBAL**

**PREBUILT AND
BUILD-TO-SUIT
OPPORTUNITIES**




View to the south, Statue of Liberty and beyond



View to the north, Midtown and the Hudson River



View to the east, Brooklyn Bridge and the East River



View to the west, Hudson River and New Jersey



9 ft finished ceilings and column-free floors



Views of New York Harbor and the Statue of Liberty



Full height continuous glass partitions



Glass enclosed conference rooms



Well-appointed reception areas with marble floors

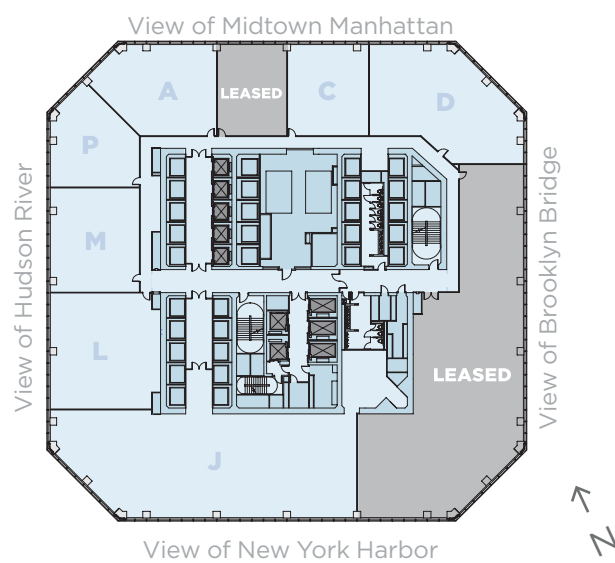
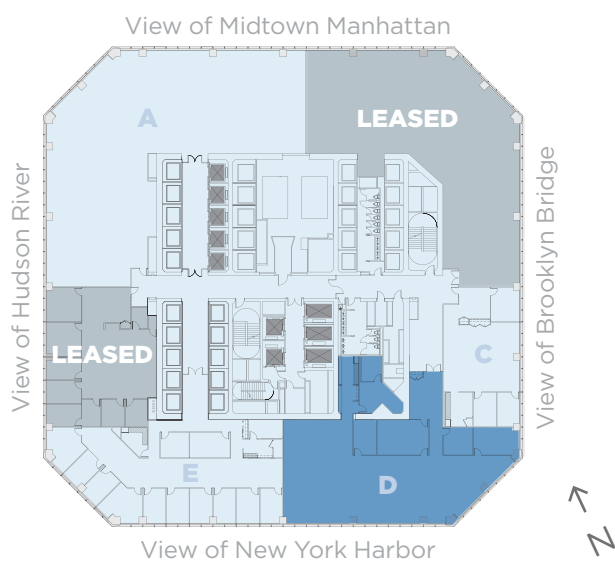
PREBUILT AND BUILD-TO-SUIT OPPORTUNITIES

45TH FLOOR

Introducing the first prebuilt opportunities at the World Trade Center. One World Trade Center's prebuilt units range in size from 3,500 to 8,600 RSF. The suites offer: sheetrock ceilings and marble floors in the reception areas; full height, continuous glass office fronts; and 9 ft finished ceilings. Tenants will also enjoy dramatic views of the Statue of Liberty, Brooklyn Bridge and the Hudson and East Rivers.

46TH FLOOR

For tenants seeking office space between 2,000 and 20,000 RSF, ownership will design and build suites tailored to the tenant's program requirements. Utilizing the same materials and finishes as our prebuilt units, office tenants will enjoy a modern environment while obtaining a globally recognized address.



45TH FLOOR PREBUILT SUITE - D
8,590 RSF
798 SQM



Furniture, fixtures and equipment to be provided and installed by the tenant.

PREBUILT AND BUILD-TO-SUIT SUITES FROM 2,000 TO 20,000 RSF ON FLOORS 45 AND 46

PREBUILT AND BUILD-TO-SUIT OFFICE FEATURES


- Floor-to-ceiling glass wall system with continuous transparency
- 9 ft finished ceilings
- Marble floors in elevator vestibule and tenant reception area
- Sheetrock ceiling in tenant reception areas and conference rooms
- High-end pantry fixtures
- Design and materials to support LEED CS Gold
- Units can be combined
- As-of-right government incentives available

BUILDING SPECIFICATIONS

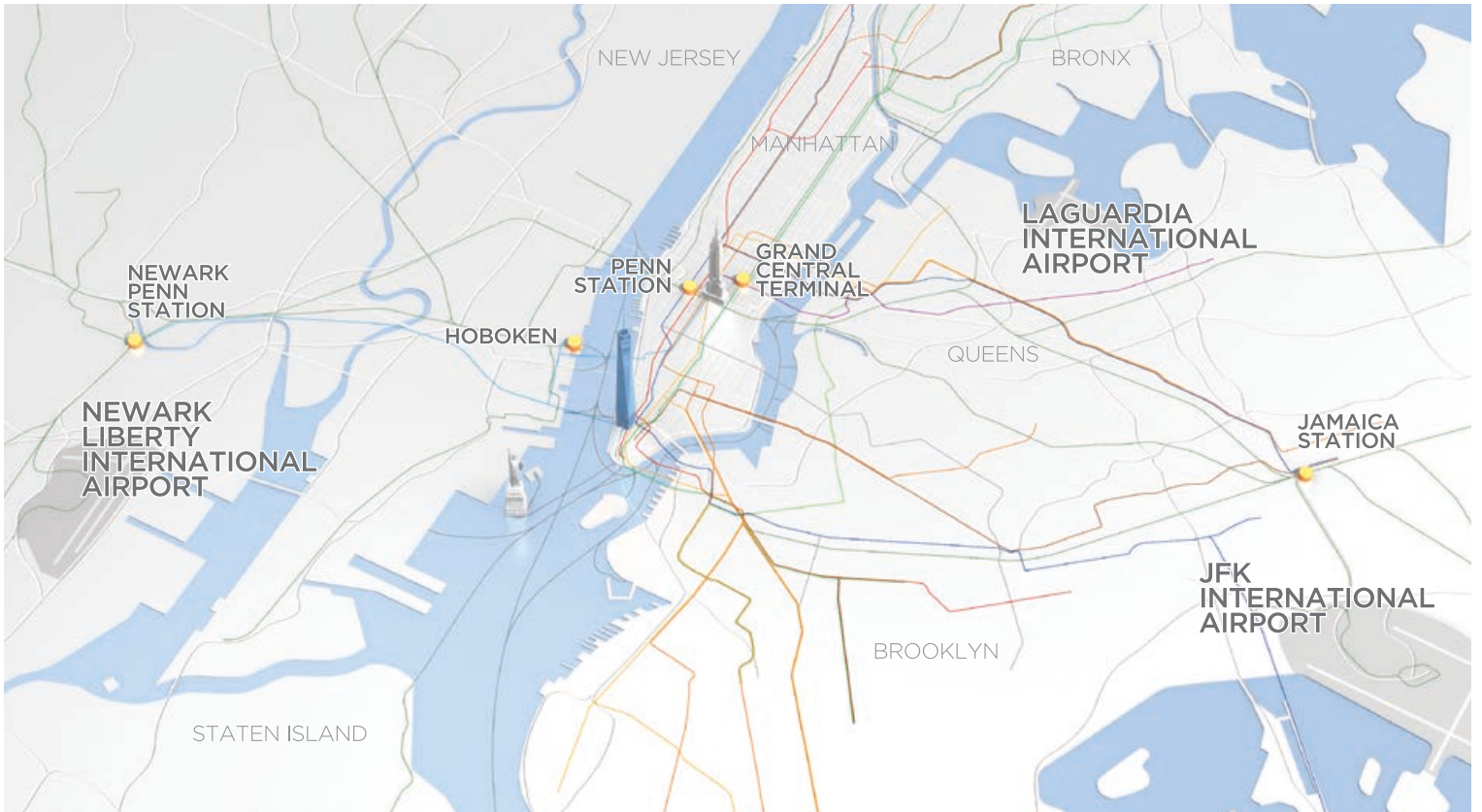
- Tallest building in the Western Hemisphere
- Striking views of the harbor, New York City and New Jersey
- Floor to ceiling glass
- Column-free floors
- 13 ft, 4 inch slab-to-slab floor height
- 54 high-speed destination dispatch elevators
- Dramatic 55 ft high ground floor lobby
- Convenient access to the WTC concourse and 450,000 SF of restaurants, shops and services
- Direct access to the Santiago Calatrava designed World Trade Center Transportation Hub linking to 11 subway lines, PATH and Hudson River ferries

BUILDING SERVICES

- On-site ownership and management by The Durst Organization
- 24 hour / 7 day Building Access
- On-site messenger center and mail room

- 
- PREBUILT AND BUILD-TO-SUIT SUITES
 - LEASED FLOORS
 - AVAILABLE FLOORS
 - ONE WORLD OBSERVATORY

AT THE HEART OF THE TRI-STATE TRANSPORTATION NETWORK



One World Trade Center links seamlessly to the metropolitan area's local and regional transportation services. Its location provides quick and easy access to the region's three international airports, as well as a full range of commuter ferry and rail services.



One World Trade Center transforms the Manhattan skyline



World Trade Center Transportation Hub, designed by Santiago Calatrava



One World Trade Center's dramatic 55 ft high ground floor lobby



► ONEWTC.COM



FOR ALL LEASING INQUIRIES:

THE DURST ORGANIZATION

ERIC ENGELHARDT
+1 (212) 257 6620
eengelhardt@durst.org

KAREN KUZNICK
+1 (212) 218 1393
kkuznick@durst.org

CUSHMAN & WAKEFIELD

TARA STACOM
+1 (212) 841 7843
tara.stacom@cushwake.com

ALAN STEIN
+1 (212) 841 7587
alan.stein@cushwake.com

JODI PULICE
+1 (212) 445 1238
jodi.pulice@jrtrealty.com

JAMES SEARL
+1 (212) 709 0774
james.searl@cushwake.com

JUSTIN ROYCE
+1 (212) 841 7764
justin.royce@cushwake.com